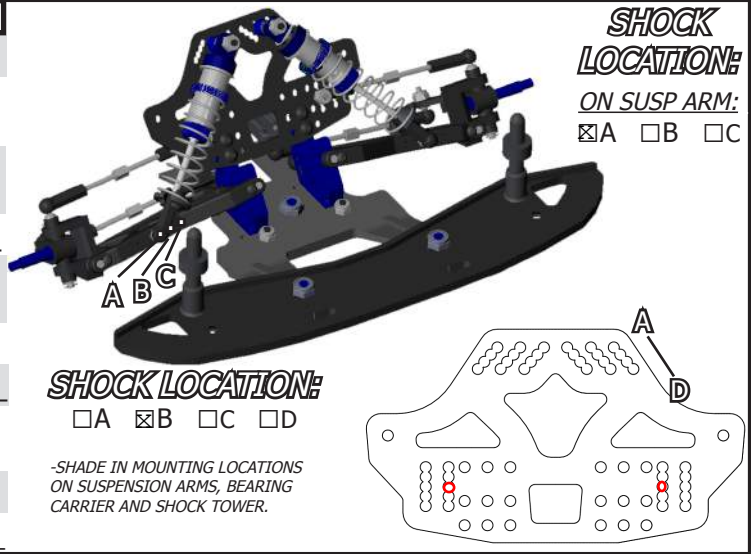




DRIVER: Max Flurer  
 EVENT: RC Chili Bowl 2017  
 CLASS: Mod Latemodel  
 TRACK: Tulsa Expo Square

Clay  Hard Packed  Loose Dirt  
 Carpet  Asphalt  Concrete  
 Flat  Banked  True Oval  Tri-Oval  
 Traction:  High  Medium  Low

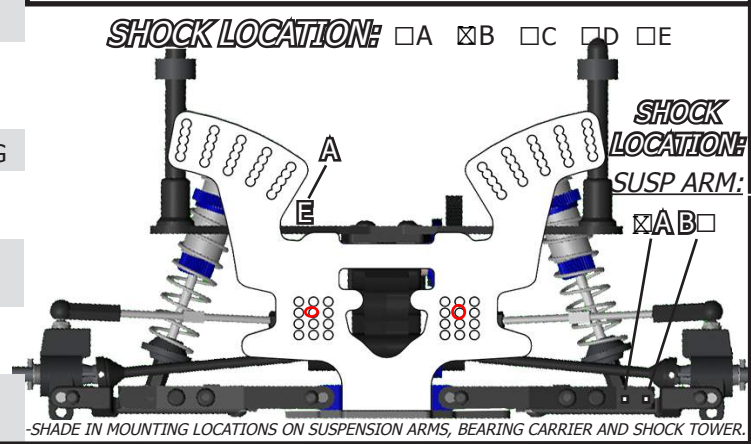
<b>LEFT</b>	<b>FRONT SUSPENSION</b>	<b>RIGHT</b>
0	<b>CAMBER</b>	-1
<b>CASTOR</b>		
<input type="checkbox"/> +10° <input type="checkbox"/> +5° <input checked="" type="checkbox"/> 0° <input type="checkbox"/> -5° <input type="checkbox"/> -10° <input type="checkbox"/> +10° <input type="checkbox"/> +5° <input checked="" type="checkbox"/> 0° <input type="checkbox"/> -5° <input type="checkbox"/> -10°		
<b>ACKERMANN</b>		
<input type="checkbox"/> OUTER <input checked="" type="checkbox"/> MIDDLE <input type="checkbox"/> INNER <input checked="" type="checkbox"/> INNER <input type="checkbox"/> MIDDLE <input type="checkbox"/> OUTER		
0	<b>AXLE SHIMS</b>	0
<b>OUTER CAMBER LINK LOCATION</b>		
<input type="checkbox"/> OUTER <input checked="" type="checkbox"/> INNER <input checked="" type="checkbox"/> INNER <input type="checkbox"/> OUTER		
<input checked="" type="checkbox"/> 0° <input type="checkbox"/> ANGLED <b>KINGPIN INCLINE</b> <input type="checkbox"/> ANGLED <input checked="" type="checkbox"/> 0°		
0	<b>CAMBER RATE SHIMS</b>	0
<b>SUSPENSION LOCATION</b>		
<input type="checkbox"/> OUTER <input checked="" type="checkbox"/> MIDDLE <input type="checkbox"/> INNER <input type="checkbox"/> INNER <input checked="" type="checkbox"/> MIDDLE <input type="checkbox"/> OUTER		
<b>KICK-UP:</b> <input type="checkbox"/> 15° LO <input type="checkbox"/> 15° HIGH <input type="checkbox"/> 20° LO <input type="checkbox"/> 20° HIGH <input checked="" type="checkbox"/> 25° <input type="checkbox"/> 35°		
<b>TOE:</b> 1 out <b>SWAY BAR:</b> <input checked="" type="checkbox"/> NONE <input type="checkbox"/>		



<b>TIRES &amp; TRACTION</b>		
TIRE TYPE: <input type="checkbox"/> FOAM <input type="checkbox"/> STREET RUBBER <input checked="" type="checkbox"/> LOOSE		
<b>COMPOUND</b>	<b>DIAMETER</b>	<b>INSERT</b>
RF: AKA Rebar SS		Red
LF: AKA Rebar SS		Red
RR: AKA Rebar SS		Red
LR: AKA Rebar SS		Red
CLEANED WITH: <u>Water &amp; Simple Green mix</u>		
TRACTION ADDITIVE: <u>FDJ Dew</u>		
NOTES: <u>Spec Tire &amp; Insert</u>		

<b>SHOCKS</b>			
COLLAR LENGTH		SHOCK LENGTH	
<b>LEFT FRONT</b>		<b>RIGHT FRONT</b>	
<b>BODY LENGTH</b>		<b>BODY LENGTH</b>	
<input type="checkbox"/> SHORT <input type="checkbox"/> MED <input checked="" type="checkbox"/> LONG		<input type="checkbox"/> SHORT <input type="checkbox"/> MED <input checked="" type="checkbox"/> LONG	
<b>SHAFT LENGTH</b>		<b>SHAFT LENGTH</b>	
<input type="checkbox"/> SHORT <input type="checkbox"/> MED <input checked="" type="checkbox"/> LONG		<input type="checkbox"/> SHORT <input type="checkbox"/> MED <input checked="" type="checkbox"/> LONG	
SPRING: <u>5 yellow</u>		SPRING: <u>5 yellow</u>	
OIL: <u>30 TLR</u>		OIL: <u>30 TLR</u>	
PISTON: <u>M</u>		PISTON: <u>M</u>	
LENGTH: <u>3.19</u>		LENGTH: <u>3.19</u>	
COLLAR: <u>.35</u>		COLLAR: <u>.32</u>	
<b>LEFT REAR</b>		<b>RIGHT REAR</b>	
<b>BODY LENGTH</b>		<b>BODY LENGTH</b>	
<input type="checkbox"/> SHORT <input type="checkbox"/> MED <input checked="" type="checkbox"/> LONG		<input type="checkbox"/> SHORT <input type="checkbox"/> MED <input checked="" type="checkbox"/> LONG	
<b>SHAFT LENGTH</b>		<b>SHAFT LENGTH</b>	
<input type="checkbox"/> SHORT <input type="checkbox"/> MED <input checked="" type="checkbox"/> LONG		<input type="checkbox"/> SHORT <input type="checkbox"/> MED <input checked="" type="checkbox"/> LONG	
SPRING: <u>6 red</u>		SPRING: <u>6 red</u>	
OIL: <u>30 TLR</u>		OIL: <u>30 TLR</u>	
PISTON: <u>M</u>		PISTON: <u>M</u>	
LENGTH: <u>3.22</u>		LENGTH: <u>3.22</u>	
COLLAR: <u>.22</u>		COLLAR: <u>.30</u>	

<b>LEFT</b>	<b>REAR SUSPENSION</b>	<b>RIGHT</b>
+1	<b>CAMBER</b>	-2
6 in	<b>TOE</b>	0
<b>WHEEL SPACERS</b>		
<input type="checkbox"/> .250" <input checked="" type="checkbox"/> .125" <input type="checkbox"/> NONE <input type="checkbox"/> NONE <input checked="" type="checkbox"/> .125" <input type="checkbox"/> .250"		
<b>BEARING CARRIER SPACING</b>		
RIGHT: <input checked="" type="checkbox"/> FWD <input type="checkbox"/> 1-OFF FWD <input type="checkbox"/> MIDDLE <input type="checkbox"/> 1-OFF REAR <input type="checkbox"/> REAR LEFT: <input checked="" type="checkbox"/> FWD <input type="checkbox"/> 1-OFF FWD <input type="checkbox"/> MIDDLE <input type="checkbox"/> 1-OFF REAR <input type="checkbox"/> REAR		
<input type="checkbox"/> LONG <input checked="" type="checkbox"/> SHORT <b>INNER SUSP MOUNT</b> <input checked="" type="checkbox"/> SHORT <input type="checkbox"/> LONG		
× 4.5deg <b>ANTI-SQUAT SHIMS</b> × 4.5 deg		
<input type="checkbox"/> 3° <input type="checkbox"/> 1.5° <input type="checkbox"/> NONE <input type="checkbox"/> NONE <input type="checkbox"/> 1.5° <input type="checkbox"/> 3°		
<b>ROLL CENTER SHIMS</b>		
<input type="checkbox"/> .125" <input type="checkbox"/> .060" <input checked="" type="checkbox"/> NONE <input checked="" type="checkbox"/> NONE <input type="checkbox"/> .060" <input type="checkbox"/> .125"		
<b>OUTER CAMBER LINK LOCATION</b>		
<input checked="" type="checkbox"/> OUTER <input type="checkbox"/> INNER <input type="checkbox"/> INNER <input checked="" type="checkbox"/> OUTER		
<b>BEARING CARRIER PIN HEIGHT</b>		
<input type="checkbox"/> HIGH R.C. <input checked="" type="checkbox"/> LOW R.C. (NEAR AXLE) <input checked="" type="checkbox"/> LOW R.C. <input type="checkbox"/> HIGH R.C.		



# ROCKET3 STAGE

**RECEIVER**  
 AS SHOWN

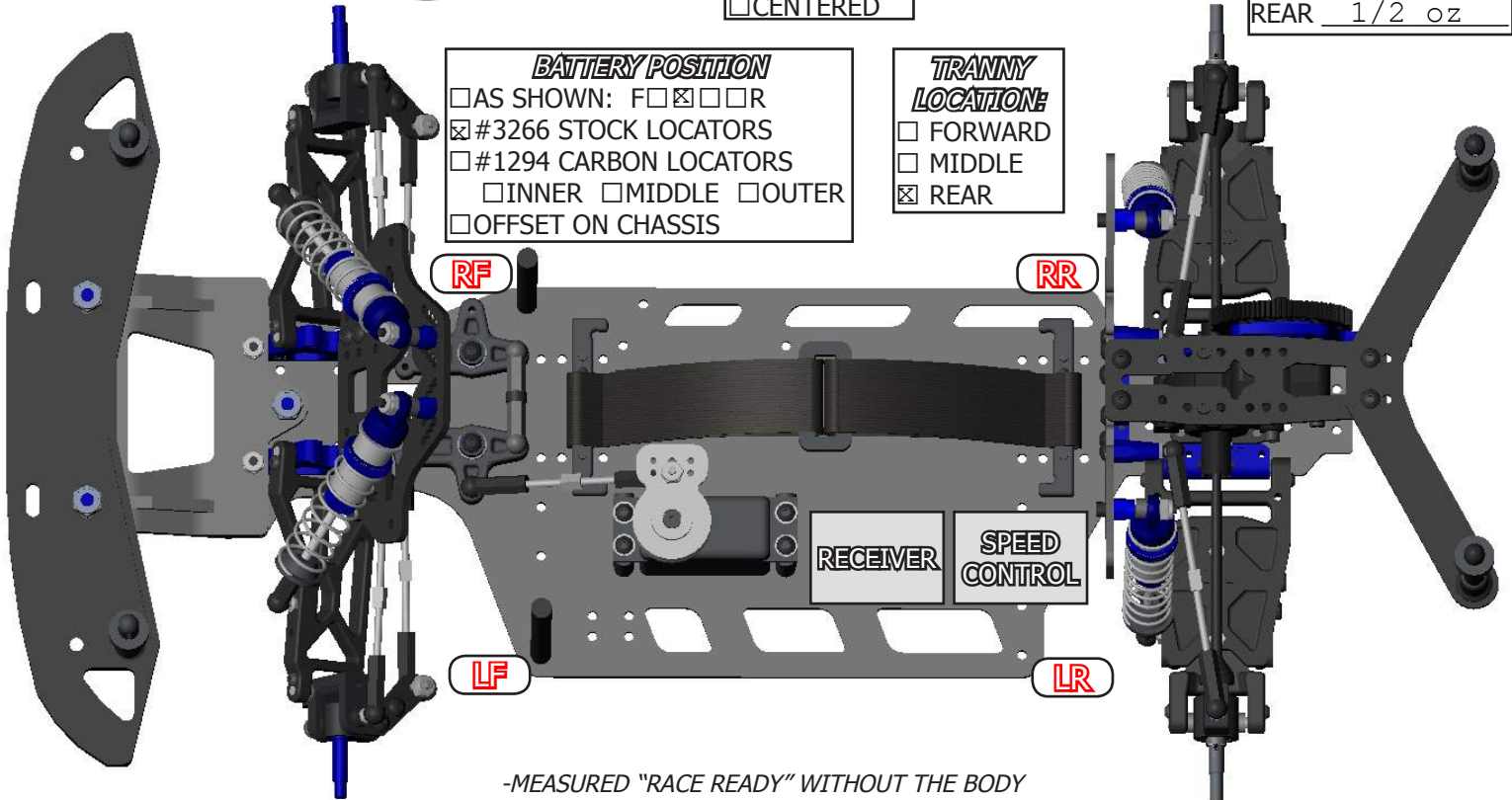
**SERVO LOCATION**  
 AS SHOWN  
 CENTERED

**SPEED CONTROL**  
 AS SHOWN

**ADDED WEIGHT:**  
 FRONT 1 oz  
 MIDDLE \_\_\_\_\_  
 REAR 1/2 oz

**BATTERY POSITION**  
 AS SHOWN: F     R  
 #3266 STOCK LOCATORS  
 #1294 CARBON LOCATORS  
 INNER  MIDDLE  OUTER  
 OFFSET ON CHASSIS

**TRANNY LOCATION:**  
 FORWARD  
 MIDDLE  
 REAR



-MEASURED "RACE READY" WITHOUT THE BODY

<i>RIDE HEIGHTS BY LOCATION:</i>	<i>CORNER WEIGHTS:</i>	<i>MAX CHASSIS HEIGHT:</i>
LF: <u>14mm</u> RF: <u>15mm</u>	LF: <u>12.5 oz</u> RF: <u>9.9 oz</u>	LF: <u>22mm</u> RF: <u>21mm</u>
LR: <u>15mm</u> RR: <u>16mm</u>	LR: <u>15.7 oz</u> RR: <u>16.3 oz</u>	LR: <u>24mm</u> RR: <u>23mm</u>
<b>MEASURED FROM:</b> <input type="checkbox"/> TOP OF CHASSIS <input checked="" type="checkbox"/> BOTTOM OF CHASSIS	<b>OVERALL:</b> <u>61.3</u> body / <u>54.3</u>	<b>MEASURED FROM:</b> <input type="checkbox"/> TOP OF CHASSIS <input checked="" type="checkbox"/> BOTTOM OF CHASSIS
<b>POWER SETTINGS</b> MOTOR: <u>Hobbywing 7.5T</u> AMP DRAW: _____ TIMING: <u>30 deg</u> on endbell PINION: <u>26</u> SPUR: <u>81</u> SPEED CONTROL: <u>Xerun</u> <input checked="" type="checkbox"/> "BLINKY" <input type="checkbox"/> OPEN SETTINGS: <u>20%</u> drag brake <u>62.5%</u> brake force	<b>NOTES:</b> TQ & A-Main winner  Track developed groove for main.  Double rear shock towers for added rigidity.  .48" long bump stop on RF shock to keep body from hitting track.	
BATTERY: <u>Motiv Defy V6000</u> MOTOR TEMP AFTER RUN: _____	If more forward drive is needed for lower traction, use 4 gear transmission.	
<b>AERO</b> BODY: <u>Protoform Cyclone 10</u> SPOILER LENGTH: <u>1.75"</u> SPOILER ANGLE: <u>67 deg</u> WICKERBILL: <u>.5"</u> BOTTOM OF REAR GLASS TO BODY POST CENTER: _____		